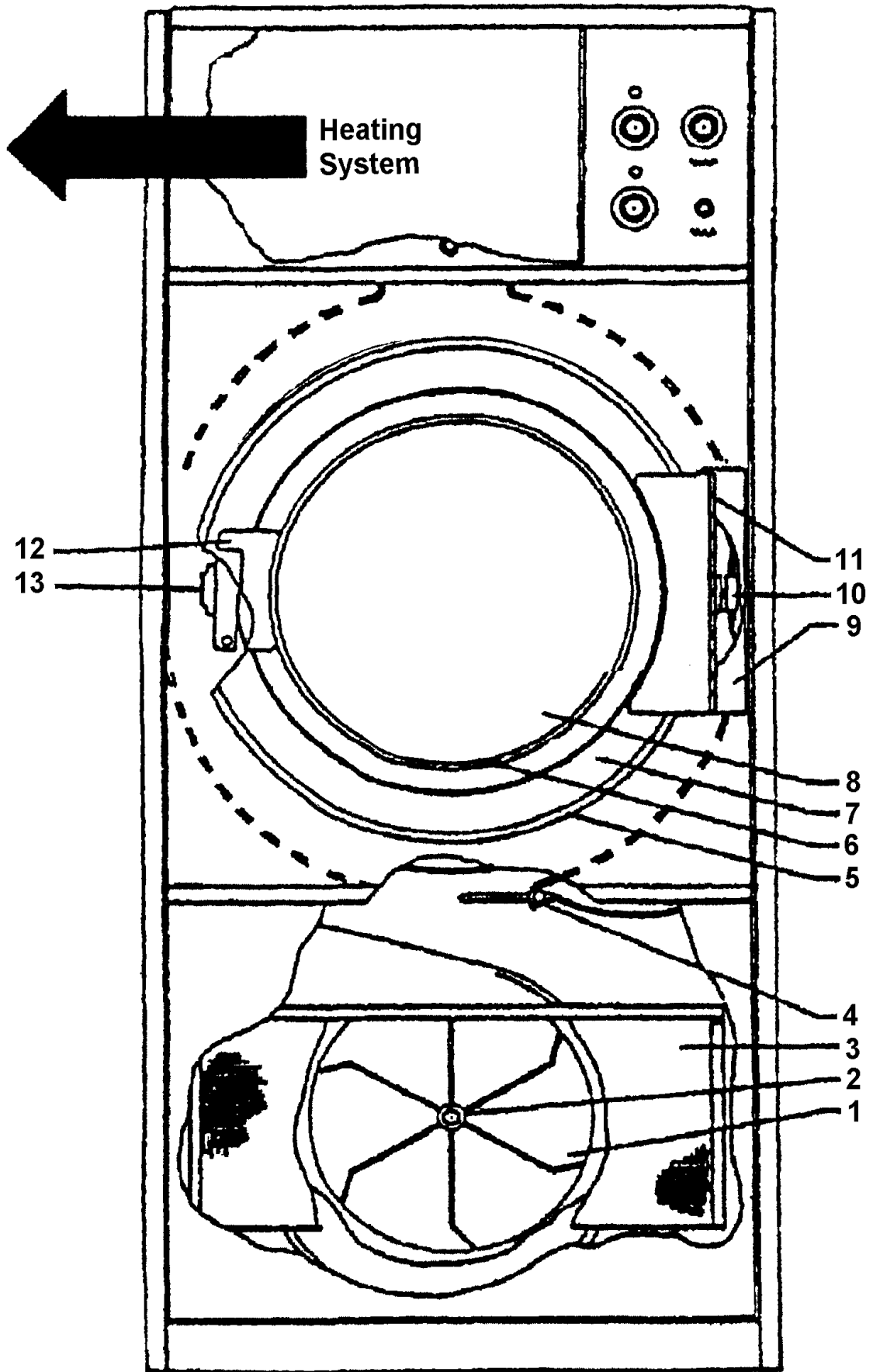


Viking VK 50 Series Tumble Dryer Spare Parts



VLE50/30047R1



Viking VK 50 Series Front

Drawing A

Spare Parts List - Viking VK 50 Series Dryer

Drawing A - Front

Item No.	Product code.	VK Code No.	Description	Used on:-		
				Gas	Electric	Steam
1	3.28.2	W1005	Impeller (Gas/Electric)	•	•	
1A	3.29.2		Impeller (Steam)			•
2	3.30.0	W1052	Nut kit for impeller	•	•	•
3	3.07.2	W1008	Lint Screen	•	•	•
4	4.05.5	W1102	Overheat Thermostat	•	•	•
5	6.12.7	W1067	Door Seal	•	•	•
6	6.12.6	W1017	Door glass seal & Insert	•	•	•
7	6.11.1		Door	•	•	•
8	6.12.5		Door glass	•	•	•
9	6.10.1		Door hinge block	•	•	•
10	4.07.1	W1020	Door microswitch	•	•	•
11	6.12.1		Stainless steel hinge	•	•	•
12	6.12.2		Door handle	•	•	•
13	6.12.4	W1016	Door magnet	•	•	•

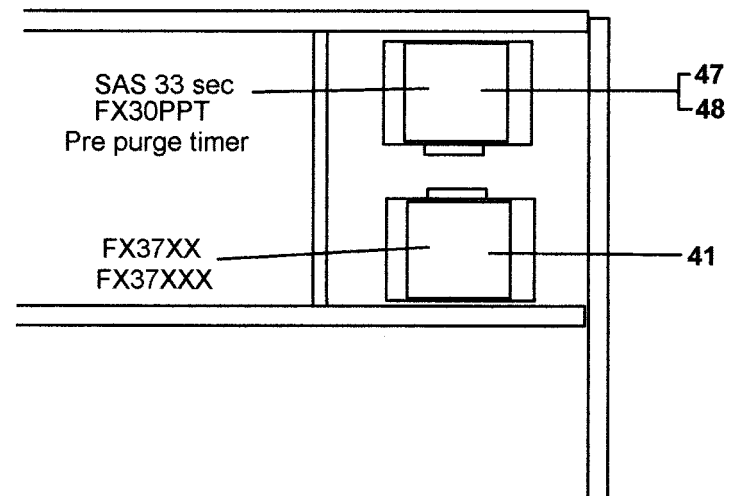
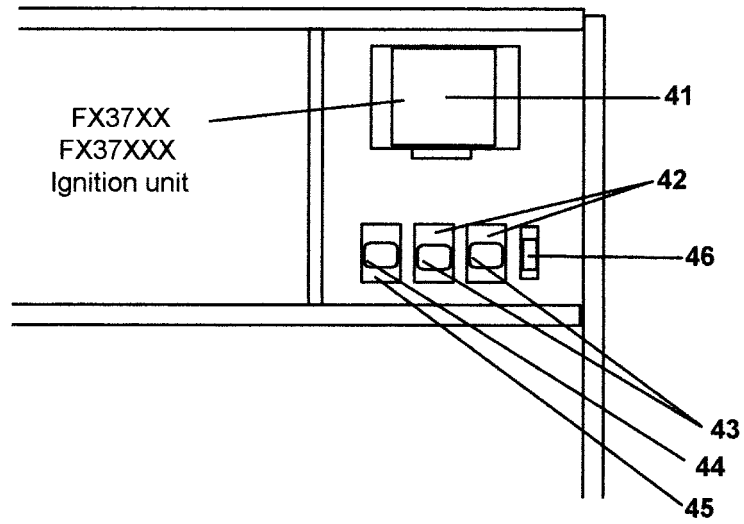
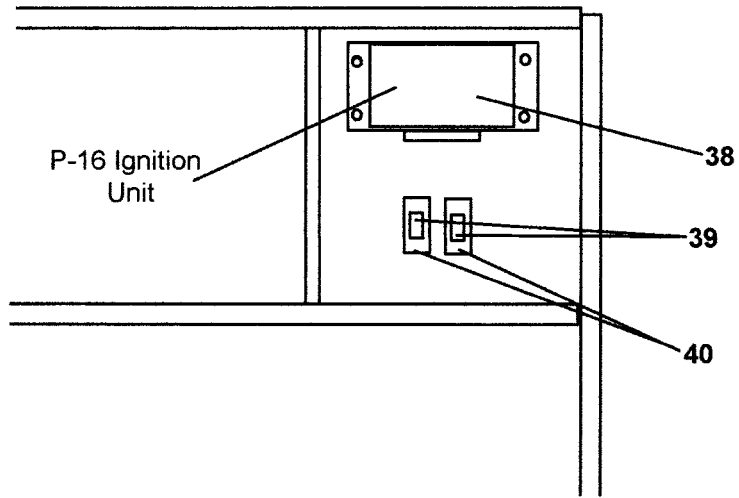
Spare Parts List - Viking VK 50 Series Dryer

Drawing B – Heating Sys				Used on:-		
Item No.	Product code.	VK Code No.	Description	Gas	Electric	Steam
14	5.05.44		Bottom trim	●	●	●
15	4.11.4	W1154	Ignition control unit	●		
16	4.02.4	W1077	Timer (heating) 60 min – single switch	●	●	●
16A	4.02.6	W1078	Timer dial 60 min	●	●	●
17	4.04.1	W1090	Push button (Start)	●	●	●
18	4.03.1		Neon indicator - Amber	●	●	●
19	4.02.2	W1095	Timer (cool-down) 15 min – double switch	●	●	●
19A	4.02.3	W1096	Timer dial 15 min	●	●	●
20	4.05.1	W1063	Main Adjustable thermostat	●	●	●
20A	4.05.2	W1064	Dial for main adjustable thermostat	●	●	●
21	4.03.2		Neon indicator - Green	●	●	●
22	5.05.44		Top trim	●	●	●
23	4.12.4		H.T. lead	●		
24	5.11.3		Gas box assembly – N.G	●		
25	5.12.3		Gas box assembly - LPG	●		
26	4.12.3	W1039	Ignition probe/sensor	●		

Drawing B – Heating Sys

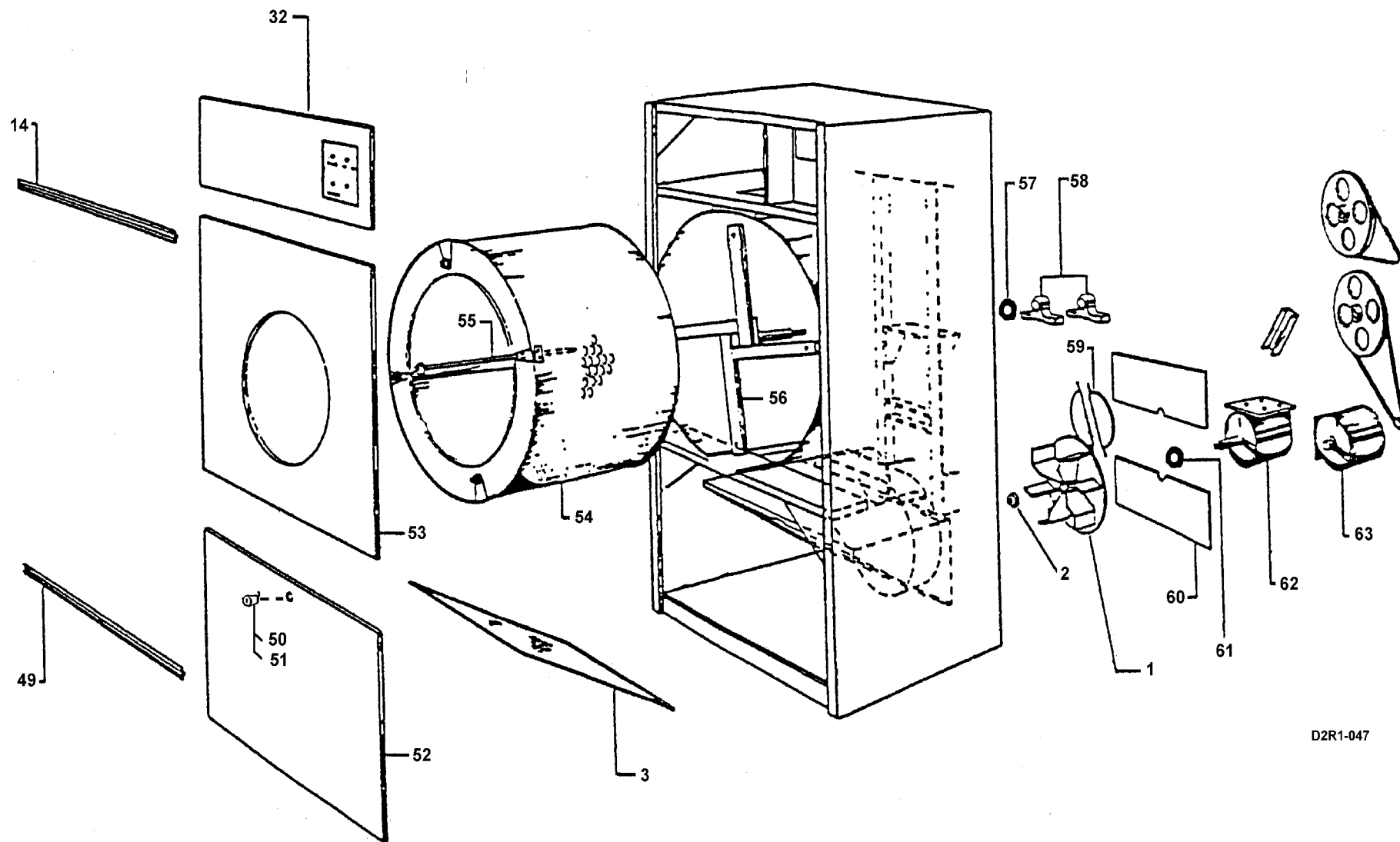
Item No.	Product code	VK code No.	Description	Used on:-		
				Gas	Electric	Steam
27	5.05.2		Burner tube	•		
28	5.09.3		Gas train assembly – N.G	•		
29	5.10.3		Gas train assembly - LPG	•		
30	4.09.6	W1091	Dual Gas valve	•		
31	6.13.2	W1012	Panel lock – Key No. 92251	•	•	•
31A	6.13.1	W1025	Panel lock – Key No. 92300	•	•	•
32	6.04.2		Top panel (<i>state panel colour when ordering</i>)	•	•	•
33	4.15.1		Terminal block 12 way	•	•	•
34	4.05.4	W1035	Overheat thermostat (Electric box)		•	
35	5.03.5		Electric heater box assembly		•	
36	4.13.2	W1051	Electric elements (3 off)		•	
37	5.14.1		Steam battery			•

Gas Ignition Systems & Control relays



Spare Parts List - Viking VK 50 Series Dryer

Drawing C – Ignition Sys				Used on:-		
Item No.	Product code.	VK Code No.	Description	Gas	Electric	Steam
38	4.11.2	W1087	P-16 Ignition Unit	●		
39	4.06.5	W1103	Mini relay (1 pole)	●	●	●
40	4.06.6	W1104	Base for mini relay	●	●	●
41	4.11.4	W1154	FX37 XX & FX37 XXX Ignition Unit	●		
42	4.06.2	W1003	Base for 2 pole relay	●	●	●
43	4.06.1	W1097	Relay (2 pole)	●	●	●
44	4.06.3	W1124	Relay (3 pole)	●	●	●
45	4.12.9	W1104	Base for 3 pole relay	●	●	●
46		W1115	Purge delay module	●		
47	4.116	W1119	SAS 33 sec Pre purge timer	●		
48	4.11.3	W1108	FX30PPT Pre purge timer	●		



D2R1-047

Viking VK 50 Series – Cabinet

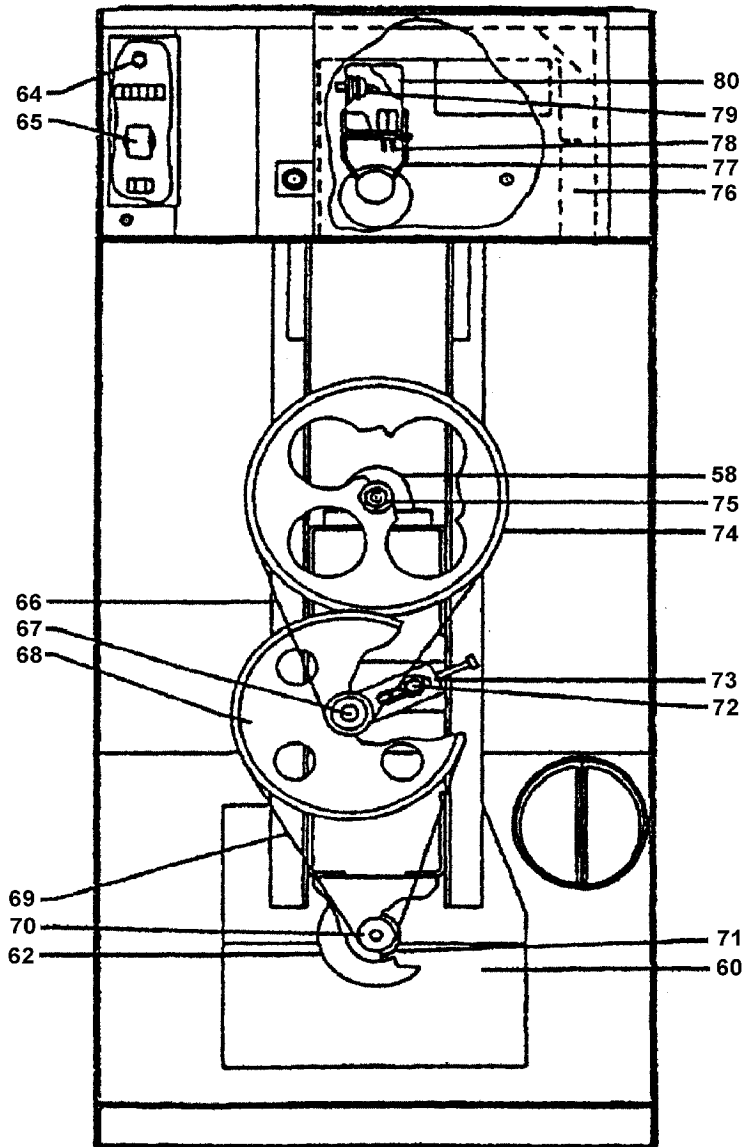
Drawing D

Spare Parts List - Viking VK 50 Series Dryer

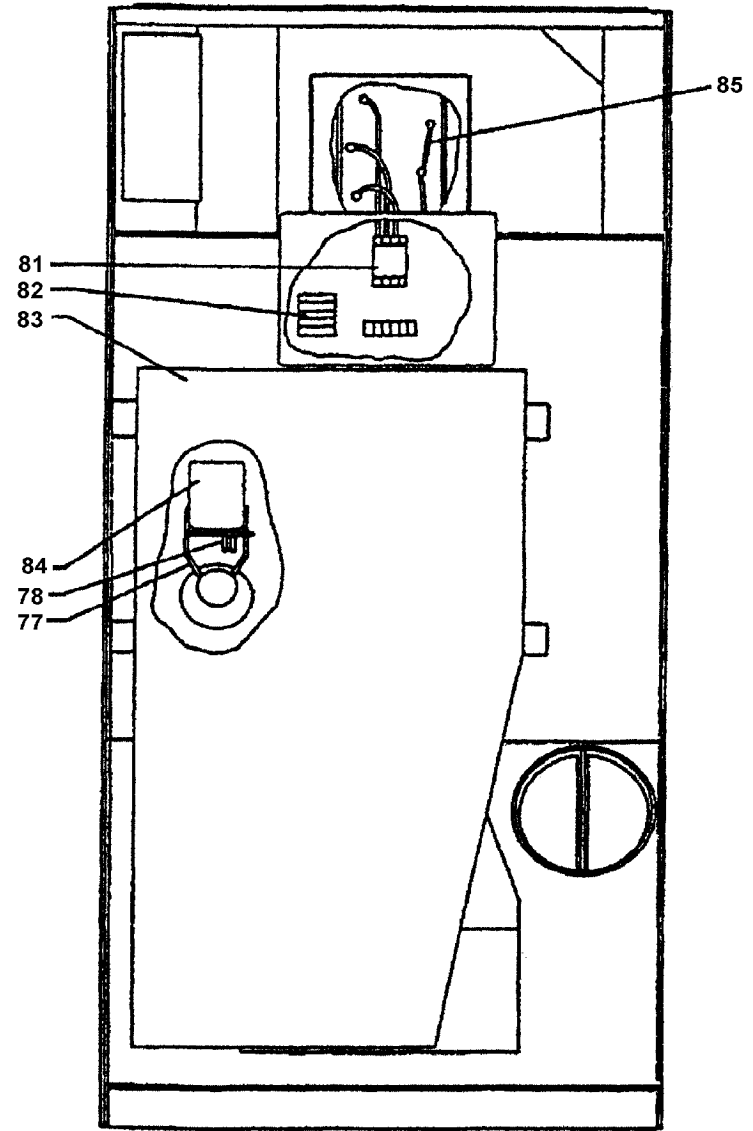
Drawing D - Cabinet				Used on:-		
Item No.	Product code.	VK Code No.	Description	Gas	Electric	Steam
1	3.28.2	W1005	Impeller	●	●	
1A	3.29.2		Impeller (Steam)			●
2	3.30.0	W1052	Nut kit for impeller	●	●	●
3	3.07.2	W1008	Lint filter	●	●	●
14	5.05.44		Top trim	●	●	●
32	6.07.3		Top panel (state panel colour when ordering)	●	●	●
49	6.03.2		Bottom trim	●	●	●
50	6.13.1	W1025	Panel lock – Key No. 92300	●	●	●
51	6.13.4	W1139	Bottom panel 'T' handle lock – Key No. 92252	●	●	●
52	6.09.3		Bottom panel (state panel colour when ordering)	●	●	●
53	5.05.29		Middle panel (state panel colour when ordering)	●	●	●
54	3.08.3		Drum assembly	●	●	●
55	2.79.3		Tie rod with nut	●	●	●
56	3.09.5M		Spider assembly metric	●	●	●
56A	3.09.5	W1056	Spider assembly imperial	●	●	●
57	3.11.2		Spider shaft seal	●	●	●

Drawing D - Cabinet

Item No.	Product code	VK code No.	Description	Used on:-		
				Gas	Electric	Steam
58	3.12.2M	W1121	Bearing block metric	•	•	•
58A	3.12.2	W1127	Bearing block Imperial	•	•	•
59	5.05.55		Butterfly flap	•	•	•
60	5.05.53		Fan plates	•	•	•
61	3.26.0		Impeller shaft seal	•	•	•
62	4.01.1	Z1127	Fan motor (single phase)	•	•	•
62A	4.01.3	Z1116	Fan motor (3 phase)	•	•	•
63	5.05.54	Z1049	Tumble motor reversing (single phase)	•	•	•
63A	4.01.4	Z1117	Tumble motor reversing (3 phase)	•	•	•



Gas Model



Electric model

D3R1-047

Viking VK 50 Series – Rear – *non reversing*

Spare Parts List - Viking VK 50 Series Dryer

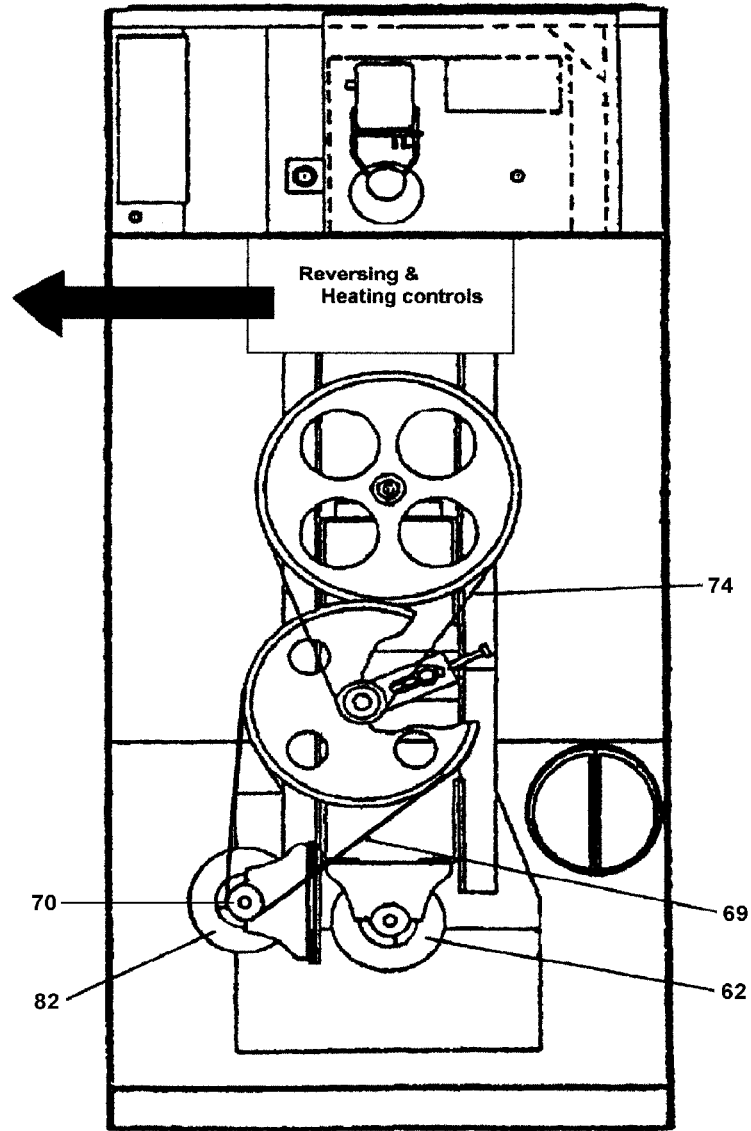
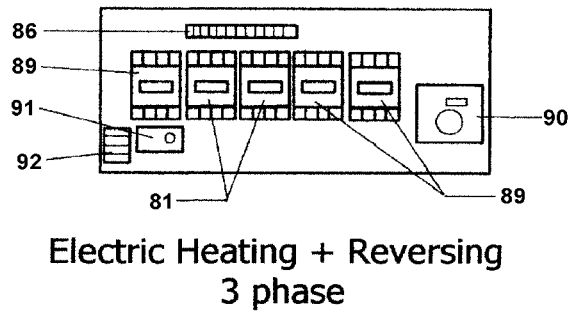
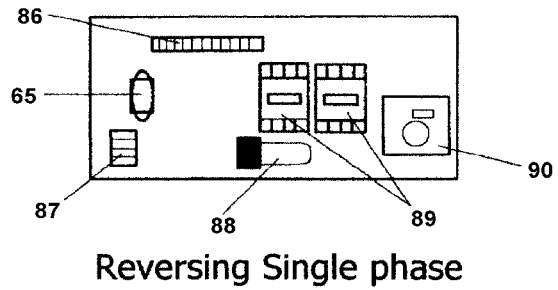
Drawing E - Rear

Item No.	Product code.	VK Code No.	Description	Used on:-		
				Gas	Electric	Steam
58	3.12.2M	W1121	Bearing block - metric	•	•	•
58A	3.12.2	W1127	Bearing block - Imperial	•	•	•
58B	3.13.2		Bearing spacer - Imperial	•	•	•
58C	3.13.2M		Bearing spacer - metric	•	•	•
60	5.05.53		Fan plates	•	•	•
62	4.01.1	Z1127	Fan motor (single phase)	•	•	•
62A	4.01.2	Z1116	Fan motor (3 phase)		•	
64	4.16.6		Fuse holder	•	•	•
65	4.17.0		Electric noise filter	•	•	•
66	3.17.0	W1007	Drive belt (upper)	•	•	•
67	3.19.0	W1082	Idler pulley bearings	•	•	•
68	3.18.1	W1145	Idler pulley – Standard – non reversing	•	•	•
69	3.24.1	W1006	Drive belt (lower)	•	•	•
70	3.25.2	W1040	Motor pulley	•	•	•
71	3.26.0		Impeller shaft seal	•	•	•
72	3.21.0		Washer & locknut (¾ BSW)	•	•	•

Drawing E - Rear

Used on:-

Item No.	Product Code	VK code No.	Description	Gas	Electric	Steam
73	3.20.1	W1146	Idler pulley adjustment bracket	●	●	●
74	3.15.0	W1143	Drum pulley - Imperial	●	●	●
74A	3.15.0M		Drum pulley - Metric	●	●	●
75	3.16.0M		Washer & locknut (24 mm)	●	●	●
76	5.04.6		Gas box guard	●		
77	5.01.2		Airflow swing frame	●	●	
78	4.07.2	W1028	Airflow microswitch – single switch	●		
78A	4.02.2	W1107	Airflow microswitch – double switch		●	
79	4.05.3	W1105	Overheat thermostat (Gas box)	●		
80	5.01.1		Air flow switch box	●	●	
81	4.08.4	W1133	Heater contactor		●	
82	4.15.5		Terminal block assembly		●	
83	3.04.1		Rear cover panel	●	●	●
84	5.01.1		Air flow switch box	●	●	
85	4.13.5		Electric heater cables		●	



Viking VK 50 Series – Rear – Reversing

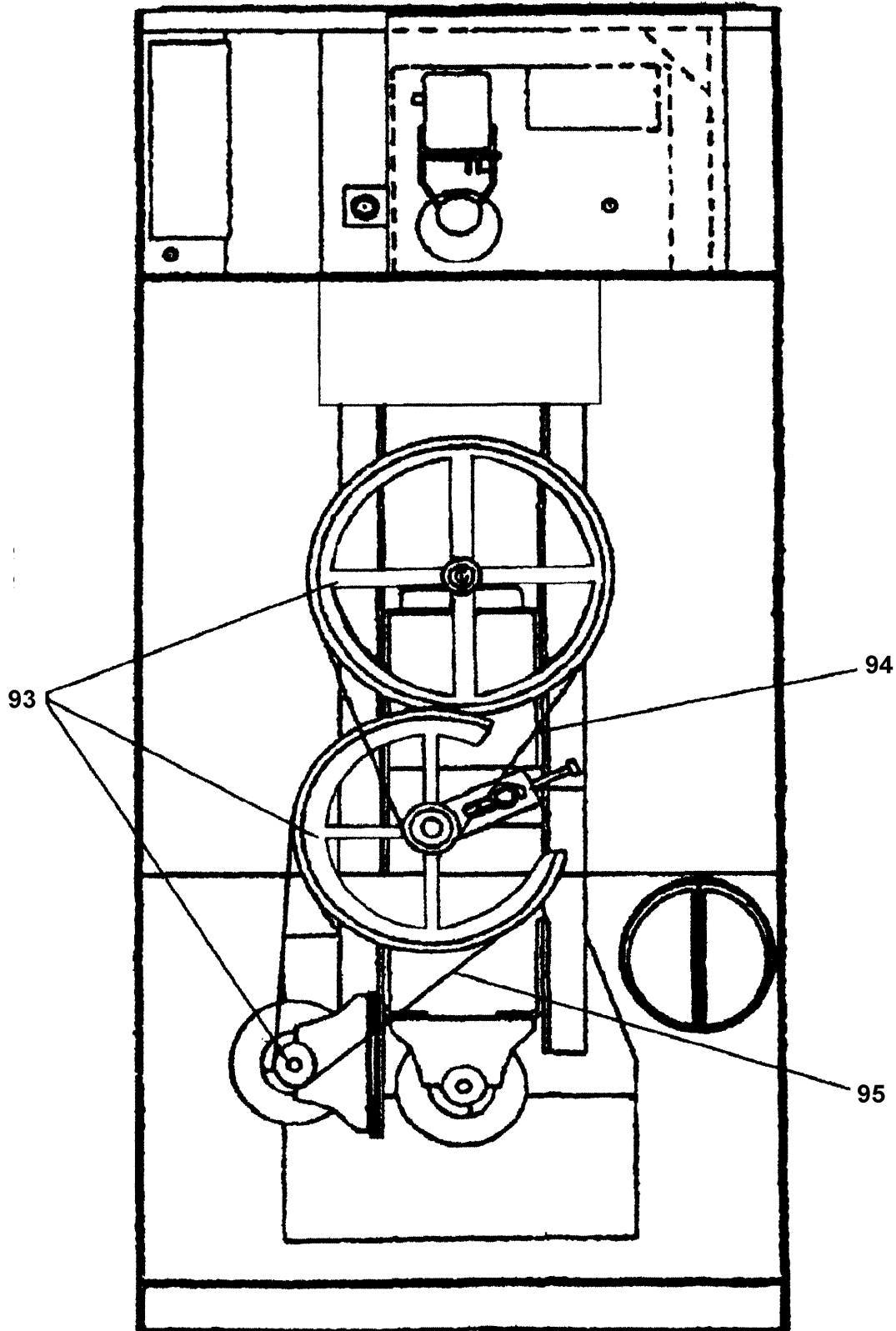
Spare Parts List - Viking VK 50 Series Dryer

Drawing F - Rear

Item No.	Product code.	VK Code No.	Description	Used on:-		
				Gas	Electric	Steam
62	4.01.1	W1127	Fan motor (single phase)	●	●	●
62A	4.01.3	W1116	Fan motor (3 phase)	●	●	●
65	4.17.0		Electric noise filter	●	●	●
69	3.24.1	W1006	Drive belt (lower)	●	●	●
70	3.25.2	W1040	Motor pulley	●	●	●
74	3.17.0	W1007	Drive belt (upper)	●	●	●
81	4.08.4	W1133	Heater contactor	●	●	●
82	5.05.54	Z1049	Tumble motor (Reversing) – single phase	●	●	●
82A	4.01.4	Z1117	Tumble motor (3 phase)	●	●	●
86	4.15.5		Terminal block assembly	●	●	●
87			Terminal block assembly	●	●	●
88	4.01.6		Motor capacitor – (reversing) -single phase motor	●	●	●
89	5.05.63	W1038	Motor contactor (2 off)	●	●	●
89A	4.08.3		Auxiliary contact for motor contactor	●	●	●
90	4.02.7	W1001	Reversing timer	●	●	●
91	4.08.2		Motor protector – Thermal overload	●	●	●

Drawing F - Rear

Item No.	Product code	VK code No.	Description	Gas	Used on:- Electric	Steam
92	4.08.2		Terminal block assembly	•	•	•



Viking VK 50 Series – Rear – Reversing – New belt system

Spare Parts List - Viking VK 50 Series Dryer

Drawing G - Rear

Item No.	Product code.	VK Code No.	Description	Used on:-		
				Gas	Electric	Steam
93	3.18.6	W1153	Pulley drive set	●	●	●
94		W1142	Top drive belt	●	●	●
95		W1141	Bottom drive belt	●	●	●

Miscellaneous

4.02.9			Coin mech timer -Dual switch	●	●	●
4.14.1			Steam solenoid valve			●
5.13.3			Conversion kit – N.G to LPG	●		
7.07.2	W1026		Coin box lock /lock bar assembly	●	●	●

Machines up to Serial No.0751 are IMPERIAL. From serial No. 0752 are METRIC